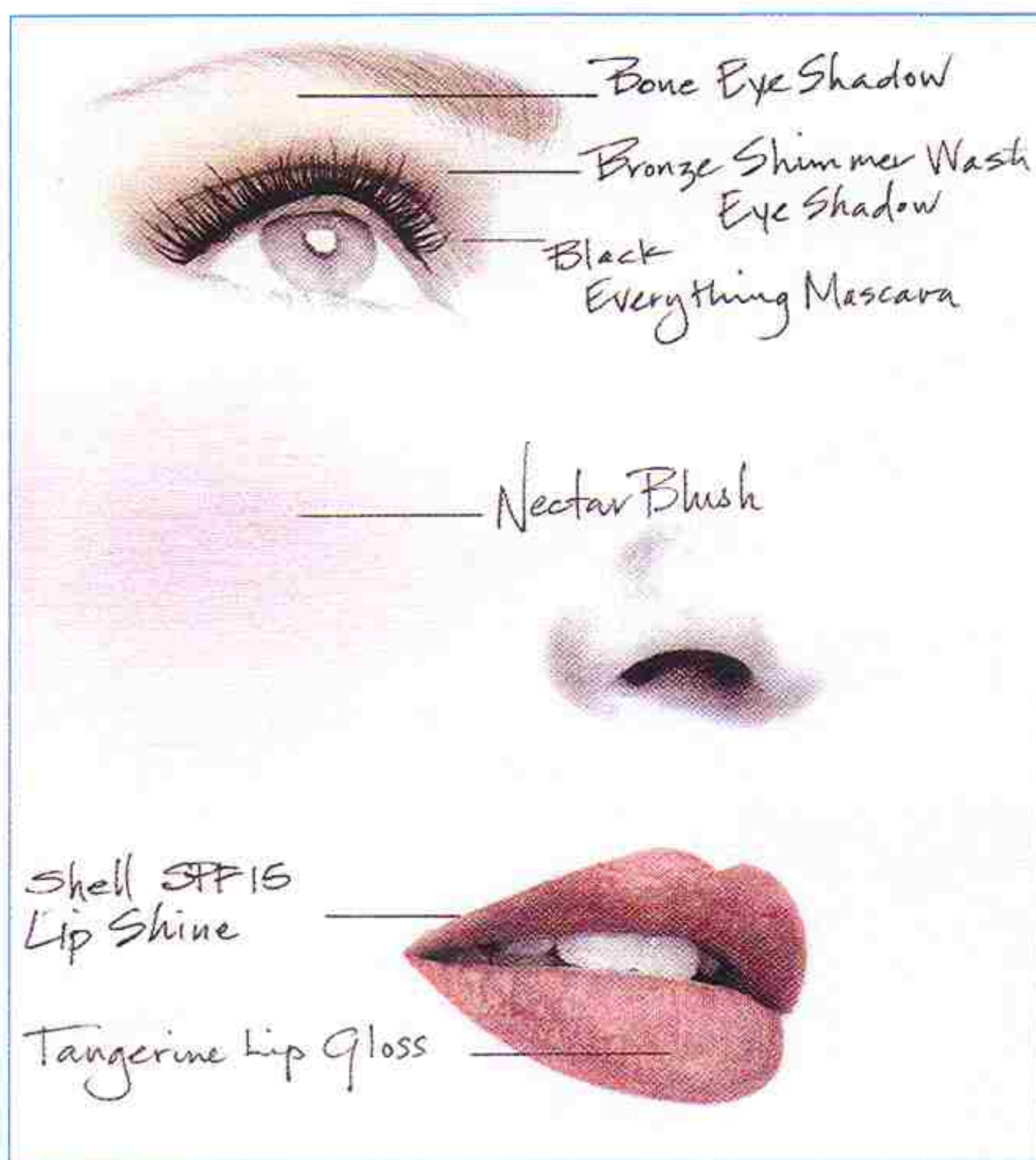


# New Sultry Summer Looks

By Stevie Wilson



Bobbi Brown's manager of Global Education and Artistry Development, J.P. McCrary, makes the look "fast and easy" for day. For the eyes, apply *Bone Eye Shadow* as a wash from lash to brow, blending well. Use *Bronze Shimmer Wash Eye Shadow* on the lower lid up to the crease, blending well. Apply black *Everything Mascara* to top lashes. On the cheeks, apply *Nectar Blush* on the apples and blend up towards the hairline, then downwards to blend and soften color. *Slick Shell SPF 15 Lip Shine* on lips and top with *Tangerine Lip Gloss* for a dose of fresh summer color.



MAC Cosmetics' Patrick Eichler has a great day look based on the movie, *The Girl Next Door*. For the eyes, use *Vanilla* eye shadow as the highlighter on the brow bone; then apply a wash of *Naked Lunch* (shimmer neutral pink) on lid and up to the crease. Use *Brown Down* as a liner (wet or dry) and also in the crease and blend well. *Burnt Umber Pro Longlash* is the perfect daytime mascara. Pop the cheeks with *Pinch O' Peach* blush for that sunkissed peachy hue. If you get shiny, dust with a powder like *Select Pressed Powder*. Line lips with *Cranberry Lip Pencil* and fill in with the hot new color, *Girl Next Door*, a slightly warmer pink with a pearl luster.

## Products

moisturizer  
MOISTURE FEED SKIN  
foundation  
SELECT TINT SPF 15  
concealer  
STUDIO STICK

## Eyes


brow  
FUNG & SOBA  
brow highlight  
VANILLA  
eyelid  
NAKED LUNCH  
crease  
NAKED LUNCH & BROWN DOWN  
eye liner  
NAKED LUNCH & BROWN DOWN  
mascara  
BURNT UMBER PRO  
LONGLASH

## Powder

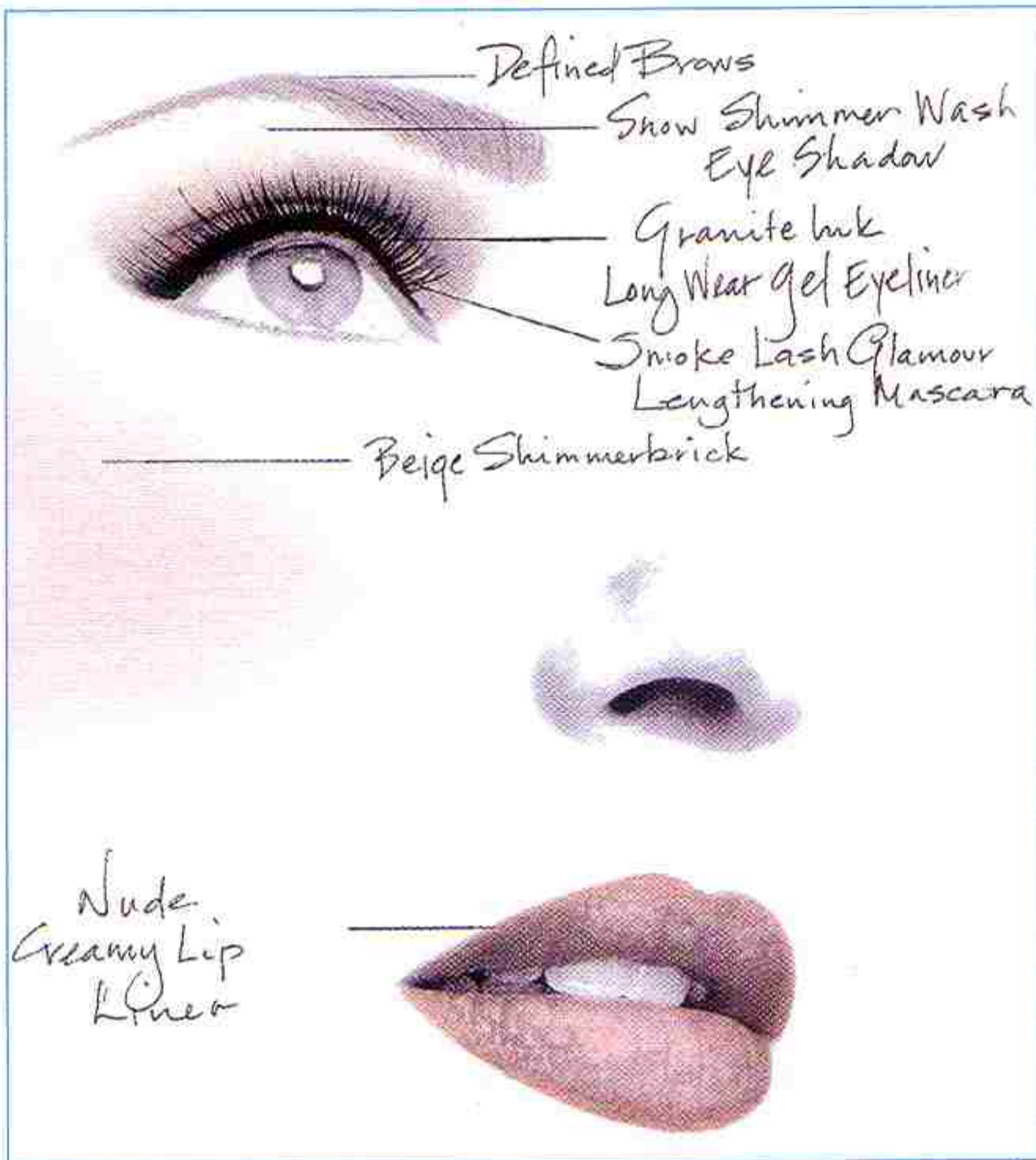
blush  
PINCH O' PEACH  
powder  
SELECT SHEER PRESSED

## Lips

pencil  
CRANBERRY  
lipstick  
GIRL NEXT DOOR




As a woman on the go, your life is busy, your social calendar is full. When a hot “straight from work” event pops up on your social radar, you say yes. It’s a snap to shift from day to night with a change of shoes, handbag and jewelry. One of the most important changes, however, is cosmetics. Without tweaking your makeup, the shift from office to evening may be incomplete and boring. Here are tips from two makeup artists on making that transition from a daytime professional to a polished sexy look without making a pit stop at home.



Bobbi Brown’s J.P. McCrary suggests options to up the wattage of your evening look. Apply Snow Shimmer Wash Eye Shadow on the brow bone under the arch. Apply Granite Ink Long Wear Gel Eyeliner into the lash line. Smoke Lash Glamour Lengthening Mascara is perfect for taking lashes to the max. Nude Creamy Lip Liner is a great color to provide a defined, natural lip. Apply another coat of the Tangerine Lip Gloss for a glossy finish. Use Beige Shimmerbrick on cheeks to create a soft evening glow.

# tips



### Products

moisturizer  
STUDIO MOISTURE FIX & FIX+  
foundation  
STUDIO STICK  
concealer  
SELECT COVER UP

### Eyes

brow  
FLATTEN PENCIL w/ CORK  
brow highlight  
NYLON  
eyelid  
PARADISCO & NYLON  
crease  
PARADISCO & SMUT  
eye liner  
SMOULDER PENCIL & SMUT  
mascara  
#7 LASHES & BLACK PRO-LASH

### Powder

blush  
MATIE BRONZE & PINK SWOON  
powder  
SELECT SHEEN LOOSE &  
DELICACY IRIDESCENT (ON CHEEK)

### Lips

pencil  
CRANBERRY  
lipstick  
WILD GIRL LIPGLASS

MAC Cosmetics’ *Girl Gone Wild* is a sexy evening look. Use Nylon eye shadow from lash to brow. Layer *Paradisco* on the lower lid and into the crease and follow up with *Smut* in the crease for a more dramatic look. Pencil in *Smoulder Eye Kohl* along the lashes and layer *Smut* over it for a smudgy look. Fake massive lashes with #7 Lashes. Dust *Refined Matte Suntan* across the face bones and blend. Pop a bit of *Pink Swoon* on the apples and blend upwards. Here’s the clincher: iridescent pressed powder in *Delicacy* is dusted across the cheeks, eyebrows, lightly on the forehead and nose. Fill in lips with *Cranberry* pencil; topping it with a layer of *Wild Girl Tinted LipGlass*, a glitter infused fuchsia gloss.